

The BA688CF-F Fieldbus Display is a general purpose instrument that can display up to eight fieldbus process variables. Eleven selectable standard screen formats contain one, two, three, four or eight variables, with units of measurement, tag descriptions and bargraphs on some screens.

Selectable function blocks allow the BA688CF-F fieldbus display to be used with all common system hosts. Configuration files may be downloaded from the Foundation fieldbus or the BEKA websites

Powered by the fieldbus the BA688CF-F only requires a 2-wire connection, no additional power supply is required. The high contrast 86 x 45mm liquid crystal display incorporates a green backlight that is also powered from the fieldbus enabling the display to be read in all lighting conditions from full sunlight to total darkness.

Simple commissioning results from the use of standard display formats. Apart from loading the BA688CF-F configuration files onto the system host and selecting the fieldbus variables to be displayed, no programming is required. Configuration of the BA688CF-F Fieldbus Display is performed via the fieldbus and the instrument front panel push

buttons; simple menus enable the required standard display format to be selected and the units of measurement and tag information for each variable to be entered.

Six optional local alarm outputs may be linked to any of the displayed variables. Each isolated single pole solid state output may be conditioned as a combined high and low alarm, or as just a high or low alarm. Each output can switch any low power load such as a sounder, lamp or solenoid valve. Alarm configuration and the alarm set point adjustment is performed via the BA688CF-F front panel push buttons, as the local alarms are not accessible from the fieldbus system host.

Comprehensive documentation includes FOUNDATION™ fieldbus Interface Guide.

For field mounting applications see the BA684DF-F datasheet. This instrument has a similar electrical specification but is housed in a robust IP66 GRP enclosure suitable for external mounting.

If flammable atmospheres are present, the intrinsically safe BA488CF-F fieldbus display should be used.

BA688CF-F

FOUNDATION™ fieldbus

Fieldbus Indicator

8 variables

General purpose

- ◆ FOUNDATION™ fieldbus protocol
- ◆ Compatible with most system hosts
- ◆ High contrast display with backlight
- ◆ Six optional local alarm outputs
- ◆ IP66 front panel
- ◆ 3 year guarantee



BEKA

associates

BEKA associates Ltd. Old Charlton Rd. Hitchin, Hertfordshire, SG5 2DA, U.K. Tel. (01462) 438301 Fax (01462) 453971 e-mail sales@beka.co.uk www.beka.co.uk

SPECIFICATION

Display

Type	120 x 64 pixel liquid crystal
Size	86.5mm x 45mm
Backlight	Powered from fieldbus
Screens	
Standard format	1, 2, 3, 4 or eight variables plus bargraph can include: units of measurement tag information

Controls

Front panel	Six push buttons scroll the indicator display between screens when the BA688CF-F is configured to display more variables than fit onto a single screen. Also used to configure optional local alarms.
-------------	---

Fieldbus communication

Voltage	9 to 32V
Current	25mA
Compliant with Protocol	IEC61158—2 Clauses 11 and 22 FOUNDATION™ fieldbus
Function blocks	
FOUNDATION fieldbus™	1 x MAO (Multiple Analogue Output) or 2 x IS (Input Selector)

} Selectable on-site

Environmental

Operating temp	-20 to +60°C
Storage temp	-40 to +85°C
Humidity	To 95% @ 40°C
Enclosure	Front IP65, rear IP20
EMC	In accordance with EU Directive 89/336/EEC
Immunity	BS EN 61326:1998 Operates normally with conducted 3Vrms interference between 0.15kHz and 80MHz, or radiated 10V/m interference between 80MHz and 1GHz.
Emissions	CISPR 16-1/2 Class A


Mechanical

Terminals	Removable with screw clamp for 0.5 to 1.5mm ² cable.
Weight	0.7kg

Accessories

Alarms	Six galvanically isolated outputs which may be linked to displayed variables. Each alarm is configurable from instrument push buttons as: combined high and low alarm high or low alarm Note: Alarms are not accessible from the fieldbus system host
Contacts	Isolated single pole solid state switch. Ron less than 5Ω + 0.7V Roff greater than 1MΩ Vmax = 30V dc Imax = 200mA
Tag number	Thermally printed strip on rear of instrument.
FOUNDATION™ fieldbus interface guide	May be downloaded from www.beka.co.uk

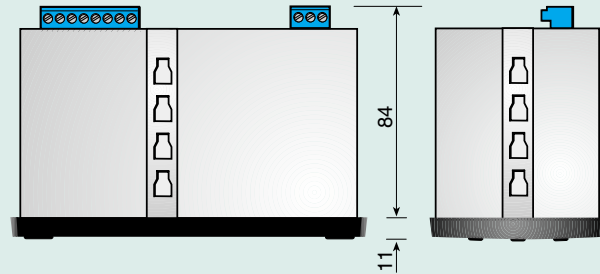
DIMENSIONS (mm)



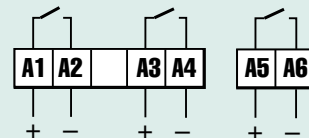
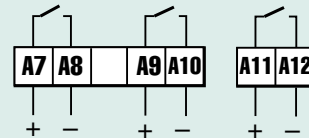
Recommended panel cut-out

DIN 43 700
138.0 +1.0/-0.0 x 68.0 +0.7/-0.0

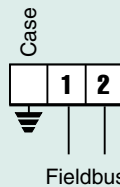
To achieve an IP65 seal between the instrument and the panel
136.0 +0.5/-0.0 x 66.2 +0.5/-0.0
Four panel mounting clips must be used



TERMINAL CONNECTIONS



Optional local alarm outputs



HOW TO ORDER

Model number

Please specify
BA688CF-F

Accessories

Six alarms
Tag strip

Please specify if required

Alarms
Legend

